





















Update: 01/2025

 ACCIAIO INOX AISI 316L STAINLESS STEEL AISI 316L EDELSTAHL AISI 316L		 15-108
 Germany	  **	
 France	 	
 Austria	 *	
 Norway	  *	
 Sweden	 	
 Netherlands		
 Switzerland		
 Denmark	  *	
 Russia		
 Italy	 	
 Czech Rep.	 * 	
 Australia	  *	
 Poland	   *	
 USA		

* Omologazione ottenuta direttamente dal distributore.
Approval obtained directly by our distributor.
Inhaber der Zulassung ist unser Vertreter.

 ACCIAIO INOX GAS AISI 316L STAINLESS STEEL GAS AISI 316L EDELSTAHL GAS AISI 316L	
 Germany	
 Austria	 *

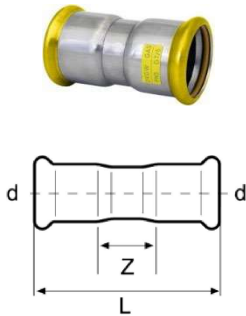
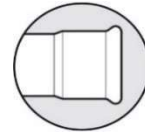
 ACCIAIO INOX AISI 304 STAINLESS STEEL AISI 304 EDELSTAHL AISI 304	
 France	 

 ACCIAIO AL CARBONIO CARBON STEEL C-STAHL	
 Germany	 **
 France	 *
 Sweden	
 Czech Rep.	 * 
 Poland	  *
 Australia	 *


** Gamma omologata **VdS** da Ø22 a Ø108 mm, valida esclusivamente per l'utilizzo abbinato di tubi e raccordi Eurotubi Europa.

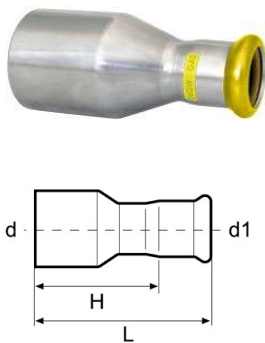
VdS approved range from Ø22 to Ø108 mm, valid only for the combined use of Eurotubi Europa pipes and fittings.

VdS zugelassen von Ø22 - 108 mm, gilt ausschliesslich bei Verwendung von Eurotubi Fittings kombiniert mit Eurotubi Europa Rohren.




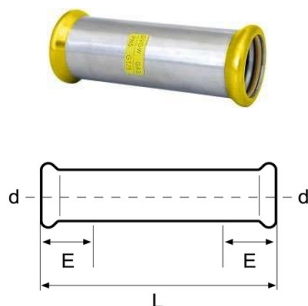
Manicotto
Coupling
Muffe

Code	d	L	Z	 g	MOQ
G10AC	15	52	10	40	100
G10AD	18	53	11	46	100
G10AE	22	59	13	62	100
G10AF	28	61	13	78	100
G10AG	35	72	18	107	60
G10AH	42	79	15	148	30
G10AJ	54	90	16	210	30
G10AK	76,1	143	33	646	5
G10AL	88,9	163	37	792	5
G10AM	108	196	42	1,263	5




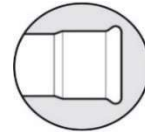
Manicotto di riduzione MF
Reducer with plain end
Reduktion

Code	d-d1	L	H	 g	MOQ
G12DC	18-15	56	35	41	100
G12EC	22-15	61	40	46	100
G12ED	22-18	59	38	49	100
G12FC	28-15	74	53	65	80
G12FD	28-18	77	56	70	80
G12FE	28-22	66	43	68	100
G12GE	35-22	78	55	90	80
G12GF	35-28	68	44	88	80
G12HF	42-28	99	75	138	30
G12HG	42-35	79	52	123	30
G12JF	54-28	102	78	170	20
G12JG	54-35	117	90	207	20
G12JH	54-42	94	62	185	20
G12KH	76,1-42	154	122	466	5
G12KJ	76,1-54	142	106	469	5
G12LJ	88,9-54	157	121	581	5
G12LK	88,9-76,1	158	103	705	5
G12MJ	108-54	206	169	874	5
G12MK	108-76,1	199	144	989	5
G12ML	108-88,9	196	133	1.038	5



Manicotto passante
Slip Coupling
Schiebemuffe

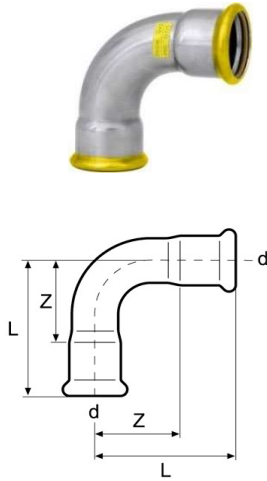
Code	d	L	E	 g	MOQ
G11AC	15	73	24	56	100
G11AD	18	77	25	63	50
G11AE	22	83	27	84	50
G11AF	28	92	28	114	50
G11AG	35	101	31	153	50
G11AH	42	118	35	218	30
G11AJ	54	142	40	327	20




Curva 90°

Bend 90°

Bogen 90°

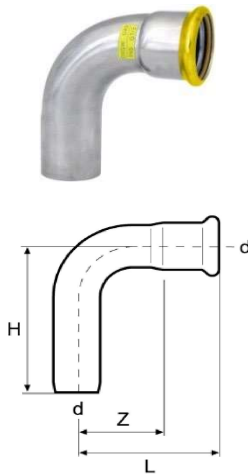



Code	d	Radius	L	Z	 g	MOQ
G20ZC	15	1,2	42	21	51	100
G20ZD	18	1,2	45	24	62	100
G20ZE	22	1,2	53	30	88	100
G20ZF	28	1,2	61	37	125	60
G20ZG	35	1,2	72	45	180	60
G20ZH	42	1,2	87	55	262	30
G20ZJ	54	1,2	107	70	405	20
G20ZK	76,1	1,2	154	99	1.180	5
G20ZL	88,9	1,2	174	111	1.490	5
G20ZM	108	1,2	215	138	1.948	5
G20AC	15	1,5	48	27	56	100
G20AD	18	1,5	53	32	70	100
G20AE	22	1,5	61	38	100	100
G20AF	28	1,5	72	48	144	60
G20AG	35	1,5	87	60	206	60
G20AH	42	1,5	115	83	330	30
G20AJ	54	1,5	142	105	503	20

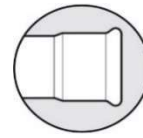
Curva 90° MF

Bend 90° with plain end

Einsteckbogen 90°




Code	d	Radius	L	H	Z	 g	MOQ
G21ZC	15	1,2	42	52	21	50	100
G21ZD	18	1,2	45	53	24	61	100
G21ZE	22	1,2	53	63	30	88	100
G21ZF	28	1,2	61	71	37	126	50
G21ZG	35	1,2	72	80	45	180	50
G21ZH	42	1,2	87	97	55	258	20
G21ZJ	54	1,2	107	116	70	376	20
G21ZK	76,1	1,2	154	171	99	1.127	5
G21ZL	88,9	1,2	174	191	111	2.222	5
G21ZM	108	1,2	215	234	138	2.220	5
G21AC	15	1,5	48	57	27	58	100
G21AD	18	1,5	53	62	32	73	100
G21AE	22	1,5	61	70	38	102	100
G21AF	28	1,5	72	80	48	147	50
G21AG	35	1,5	87	94	60	206	50
G21AH	42	1,5	115	125	83	331	20
G21AJ	54	1,5	142	150	105	513	20



Curva 45°

Bend 45°

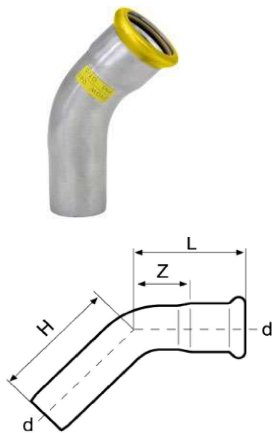
Bogen 45°


Code	d	Radius	L	Z	 g	MOQ
G22ZC	15	1,2	31	10	44	100
G22ZD	18	1,2	31	10	51	100
G22ZE	22	1,2	37	14	72	100
G22ZF	28	1,2	41	17	98	50
G22ZG	35	1,2	49	22	162	50
G22ZH	42	1,2	57	25	201	20
G22ZJ	54	1,2	70	33	309	20
G22ZK	76,1	1,2	100	45	846	5
G22ZL	88,9	1,2	112	49	1.008	5
G22ZM	108	1,2	139	62	1.674	5
<hr/>						
G22AC	15	1,5	36	15	51	100
G22AD	18	1,5	38	17	58	100
G22AE	22	1,5	43	20	80	100
G22AF	28	1,5	48	24	118	50
G22AG	35	1,5	59	32	165	50
G22AH	42	1,5	77	45	258	20
G22AJ	54	1,5	88	51	374	20

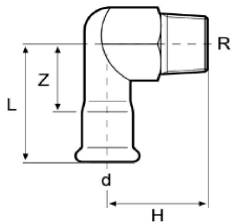
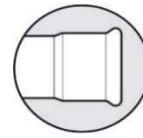
Curva 45° MF

Bend 45° with plain end

Einsteckbogen 45°

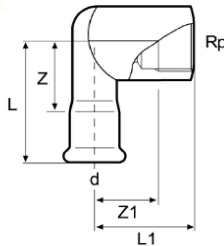


Code	d	Radius	L	H	Z	 g	MOQ
G23ZC	15	1,2	32	41	11	43	100
G23ZD	18	1,2	31	35	10	49	100
G23ZE	22	1,2	38	46	15	71	100
G23ZF	28	1,2	42	51	18	99	50
G23ZG	35	1,2	49	51	22	140	50
G23ZH	42	1,2	63	72	31	199	20
G23ZJ	54	1,2	75	83	38	302	20
G23ZK	76,1	1,2	98	117	43	847	5
G23ZL	88,9	1,2	112	131	49	1.151	5
G23ZM	108	1,2	138	154	61	1.672	5
<hr/>							
G23AC	15	1,5	36	43	15	48	100
G23AD	18	1,5	38	43	17	58	100
G23AE	22	1,5	43	50	20	81	100
G23AF	28	1,5	48	57	24	116	50
G23AG	35	1,5	59	66	32	166	50
G23AH	42	1,5	77	86	45	258	20
G23AJ	54	1,5	88	97	51	376	20



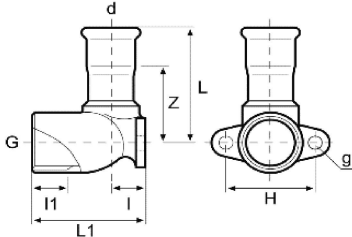
Gomito misto - filetto maschio
Elbow adaptor 90° with male thread
Übergangswinkel 90° A.G.

Code	d - R	L	H	Z		MOQ
G31PC	15-R $\frac{1}{2}$	54	37	33	108	80
G31PD	18-R $\frac{1}{2}$	54	37	33	115	50
G31QE	22-R $\frac{3}{4}$	58	39	35	170	50
G31RF	28-R1	65	44	41	294	50
G31SG	35-R1 $\frac{1}{4}$	73	49	46	468	30



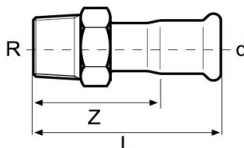
Gomito misto - filetto femmina
Elbow adaptor 90° with female thread
Übergangswinkel 90° I.G.

Part No.	d - Rp	L	L1	Z	Z1		MOQ
G30PC	15-Rp $\frac{1}{2}$	54	37	33	25	128	80
G30PD	18-Rp $\frac{1}{2}$	54	39	33	27	141	60
G30QE	22-Rp $\frac{3}{4}$	58	46	35	33	184	50
G30RF	28-Rp1	65	54	41	38	408	50
G30SG	35-Rp1 $\frac{1}{4}$	73	63	46	46	589	30



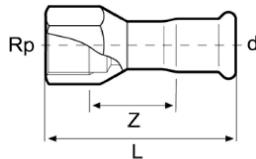
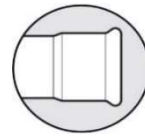
Gomito misto con flangia
90° female elbow adaptor with wall plate
Deckenwinkel 90° I.G.

Code	d - G (ISO 228)	L	L1	Z	I	I1	H	g		MOQ
G32PC	15-G $\frac{1}{2}$	47	43	26	13	13	34	5	112	80
G32PD	18-G $\frac{1}{2}$	47	43	26	13	13	34	5	107	60
G32QE	22-G $\frac{3}{4}$	52	51	29	17	15	40	6	163	60



Manicotto misto - filetto maschio
Adaptor with male thread
Übergangsmuffe A.G.

Code	d - R	L	Z		MOQ
G81PC	15-R $\frac{1}{2}$	53	32	58	100
G81PD	18-R $\frac{1}{2}$	54	33	59	100
G81PE	22-R $\frac{1}{2}$	68	45	76	100
G81QE	22-R $\frac{3}{4}$	58	35	79	100
G81RE	22-R1	72	49	130	100
G81QF	28-R $\frac{3}{4}$	74	50	102	100
G81RF	28-R1	64	40	130	100
G81RG	35-R1	83	56	163	50
G81SG	35-R1 $\frac{1}{4}$	71	44	190	50
G81TG	35-R1 $\frac{1}{2}$	84	57	223	30
G81TH	42-R1 $\frac{1}{2}$	76	44	224	20
G81VJ	54-R2	87	50	405	20
G81XK	76,1-R 2 $\frac{1}{2}$	125	70	889	5
G81YL	88,9-R 3	140	77	1,272	5

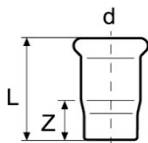


Manicotto misto - filetto femmina

Adaptor with female thread

Übergangsmuffe I.G.

Code	d - Rp	L	Z	g	MOQ
G80PC	15-Rp $\frac{1}{2}$	54	21	60	100
G80PD	18-Rp $\frac{1}{2}$	52	19	60	100
G80PE	22-Rp $\frac{1}{2}$	52	17	84	100
G80QE	22-Rp $\frac{3}{4}$	57	21	88	100
G80RE	22-Rp1	70	31	122	80
G80RF	28-Rp1	63	23	123	80
G80RG	35-Rp1	82	39	150	50
G80SG	35-Rp $1\frac{1}{4}$	72	28	203	50
G80TH	42-Rp $1\frac{1}{2}$	75	26	296	30
G80VJ	54-Rp2	85	26	400	20

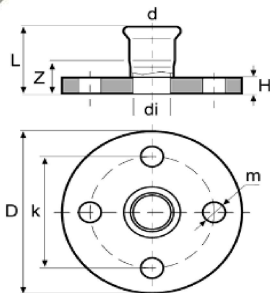


Tappo femmina

Cap

Kappe

Code	d	L	Z	g	MOQ
G50AC	15	37	16	28	100
G50AD	18	39	18	33	50
G50AE	22	42	19	45	50
G50AF	28	46	22	63	50
G50AG	35	51	24	78	50
G50AH	42	59	27	119	20
G50AJ	54	72	35	183	20



Flangia con bicchiere PN 16

Flange with pressing socket PN 16

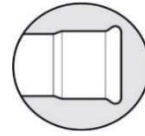
Übergangsflansch PN 16

Code	d	D	di	L	H	m	k	Z	g	MOQ
G52AE	22	105	21	60	12	14	75	37	792	20
G52AF	28	115	27	65	14	14	85	41	1.101	20
G52AG	35	140	32	70	15	18	100	43	1.724	20
G52AH	42	150	39	77	16	18	110	45	2.105	15
G52AJ	54	165	51	87	18	18	125	50	2.818	15
G52AK	76,1	185	72	128	18	18	145	73	3.636	5
G52AL	88,9	200	85	145	20	18	160	82	4.453	5
G52AM	108	220	104	169	20	18	180	92	5.346	5

I diametri 88,9 e 108
hanno 8 fori

Diameters 88,9 and 108
are with 8 holes

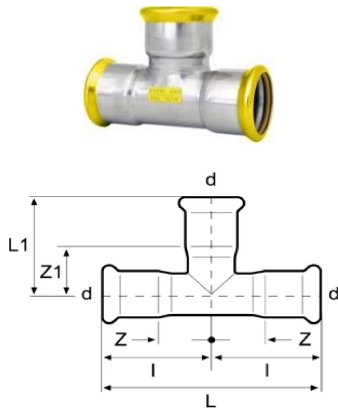
Durchmesser 88,9 und 108
mit 8 Befestigungslöcher




Tee

T-piece equal

T-Stück

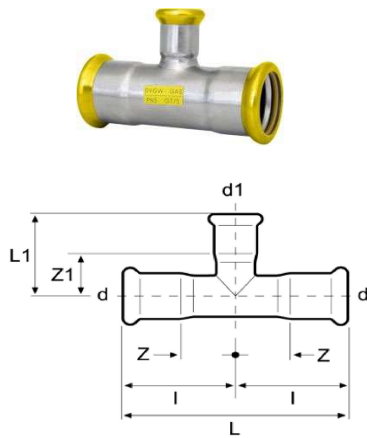



Code	d	L	L1	Z	Z1	I		MOQ
G40AC	15	73	35	15	14	36	71	100
G40AD	18	77	37	17	16	38	84	100
G40AE	22	83	41	18	18	41	110	100
G40AF	28	92	47	22	23	46	151	80
G40AG	35	101	53	23	26	50	200	50
G40AH	42	118	61	27	29	59	281	20
G40AJ	54	142	74	34	37	71	419	20
G40AK	76,1	232	110	61	55	116	1.274	5
G40AL	88,9	262	129	68	66	131	1.691	5
G40AM	108	312	154	79	77	156	2.458	5

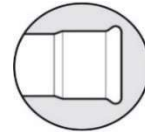
Tee ridotto

T-piece reduced

Red.T-Stück



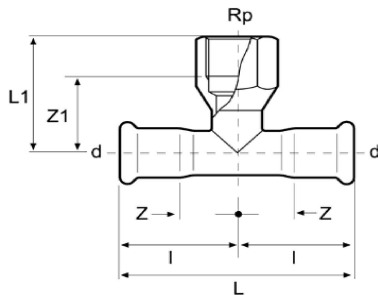
Code	d - d1 - d	L	L1	Z	Z1	I		MOQ
G41CD	18-15-18	77	37	17	16	38	81	100
G41CE	22-15-22	83	39	18	18	41	102	100
G41DE	22-18-22	83	40	18	19	41	104	100
G41CF	28-15-28	92	42	22	21	46	132	80
G41DF	28-18-28	92	43	22	22	46	135	80
G41EF	28-22-28	92	45	22	22	46	142	80
G41CG	35-15-35	101	44	23	23	50	167	50
G41DG	35-18-35	101	45	23	24	50	169	50
G41EG	35-22-35	101	47	23	24	50	178	50
G41FG	35-28-35	101	50	23	26	50	186	50
G41EH	42-22-42	118	51	27	28	59	240	30
G41FH	42-28-42	118	54	27	30	59	250	30
G41GH	42-35-42	118	57	27	30	59	261	30
G41EJ	54-22-54	142	58	34	35	71	348	20
G41FJ	54-28-54	142	61	34	37	71	358	15
G41GJ	54-35-54	142	65	34	38	71	371	15
G41HJ	54-42-54	142	69	34	37	71	390	15
G41EK	76,1-22-76,1	232	69	61	46	116	1010	5
G41FK	76,1-28-76,1	232	72	61	48	116	1019	5
G41GK	76,1-35-76,1	232	76	61	49	116	1.032	5
G41HK	76,1-42-76,1	232	80	61	48	116	1.049	5
G41JK	76,1-54-76,1	232	85	61	48	116	1.074	5
G41EL	88,9-22-88,9	262	77	68	54	131	1.325	5
G41FL	88,9-28-88,9	262	80	68	56	131	1.334	5
G41GL	88,9-35-88,9	262	84	68	57	131	1.347	5
G41HL	88,9-42-88,9	262	88	68	56	131	1.365	5
G41JL	88,9-54-88,9	262	93	68	56	131	1.392	5
G41EM	108-22-108	312	86	79	63	156	1.588	5
G41FM	108-28-108	312	89	79	65	156	1.918	5
G41GM	108-35-108	312	93	79	66	156	1.927	5
G41HM	108-42-108	312	97	79	65	156	1.940	5
G41JM	108-54-108	312	102	79	65	156	1.957	5



Adattatore tee - filetto femmina

T-piece with female thread

T-Stück mit I.G. Abgang

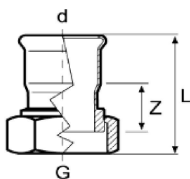


Code	d - Rp - d	L	L1	Z	Z1	I		MOQ
G42PC	15-Rp $\frac{1}{2}$ -15	73	37	15	25	36	84	100
G42PD	18-Rp $\frac{1}{2}$ -18	77	39	17	27	38	102	80
G42QD	18-Rp $\frac{3}{4}$ -18	77	43	17	30	38	127	50
G42PE	22-Rp $\frac{1}{2}$ -22	83	41	18	29	41	122	100
G42QE	22-Rp $\frac{3}{4}$ -22	83	41	18	28	41	139	80
G42PF	28-Rp $\frac{1}{2}$ -28	92	44	22	32	46	153	80
G42QF	28-Rp $\frac{3}{4}$ -28	92	45	22	32	46	170	50
G42PG	35-Rp $\frac{1}{2}$ -35	101	46	23	34	50	189	50
G42QG	35-Rp $\frac{3}{4}$ -35	101	47	23	34	50	206	50
G42PH	42-Rp $\frac{1}{2}$ -42	118	47	27	35	59	264	20
G42PJ	54-Rp $\frac{1}{2}$ -54	142	53	34	41	71	372	15
G42QJ	54-Rp $\frac{3}{4}$ -54	142	58	34	45	71	376	15
G42VJ	54-Rp2-54	142	71	34	49	71	608	15
G42QK	76,1-Rp $\frac{3}{4}$ -76,1	232	69	61	56	116	1.038	5
G42VK	76,1-Rp2-76,1	232	82	61	60	116	1.264	5
G42QL	88,9-Rp $\frac{3}{4}$ -88,9	262	77	68	64	131	1.353	5
G42VL	88,9-Rp2-88,9	262	90	68	68	131	1.579	5
G42QM	108-Rp $\frac{3}{4}$ -108	312	86	79	73	156	1.946	5
G42VM	108-Rp2-108	312	99	79	77	156	2.171	5

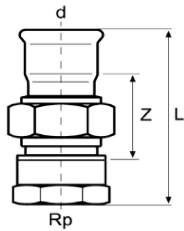
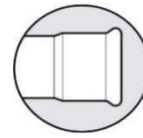
Girella con dado in ottone o acciaio inox e guarnizione piatta in HNBR

Adaptor with union nut in brass/stainless steel and HNBR flat seal

Anschlussverschraubung mit HNBR-Flachdichtung und Messing- oder Inoxmutter



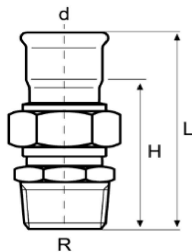
Code	d - G (ISO 228)	Dado Nut Überwurf.	L	Z		MOQ
G60QC	15-G $\frac{3}{4}$		50	22	90	50
G60SC	15-G1 $\frac{1}{4}$		51	20	190	15
G60QD	18-G $\frac{3}{4}$	Ottone	36	8	66	50
G60RE	22-G1	Brass	39	7	106	50
G60SF	28-G1 $\frac{1}{4}$	Messing	44	10	168	50
G60TG	35-G1 $\frac{1}{2}$		48	11	260	20
G60UH	42-G1 $\frac{3}{4}$		53	9	292	20
G60WJ	54-G2 $\frac{3}{8}$		61	10	454	20
G61QC	15-G $\frac{3}{4}$		51	22	100	50
G61SC	15-G1 $\frac{1}{4}$		52	20	90	15
G61QD	18-G $\frac{3}{4}$	Inox	38	8	70	50
G61RE	22-G1	Stainless steel	39	7	115	50
G61SF	28-G1 $\frac{1}{4}$	Edelstahl	44	10	165	50
G61TG	35-G1 $\frac{1}{2}$		48	11	275	20
G61UH	42-G1 $\frac{3}{4}$		53	9	285	20
G61WJ	54-G2 $\frac{3}{8}$		61	10	420	20



Girella con dado in ottone o acciaio inox e raccordo femmina e guarnizione piatta in HNBR
Adaptor union with female thread, brass/stainless steel nut and HNBR flat seal
Übergangsverschraubung I.G. mit HNBR-Flachdichtung und Messing- oder Inoxmutter

Code	d - Rp	Dado Nut Überwurf.	L	Z	g	MOQ
G62PC	15-Rp $\frac{1}{2}$		73	41	150	15
G62QC	15-Rp $\frac{3}{4}$		76	43	205	15
G62PD	18-Rp $\frac{1}{2}$		59	27	132	15
G62QD	18-Rp $\frac{3}{4}$	Ottone	62	29	190	15
G62QE	22-Rp $\frac{3}{4}$	Brass	63	28	220	15
G62RE	22-Rp1	Messing	67	30	270	15
G62RF	28-Rp1		71	33	420	15
G62SG	35-Rp1 $\frac{1}{4}$		77	34	520	15
G62TH	42-Rp1 $\frac{1}{2}$		82	33	590	15
G62VJ	54-Rp2		95	37	1080	15
G63PC	15-Rp $\frac{1}{2}$		73	41	160	15
G63QC	15-Rp $\frac{3}{4}$		76	43	220	15
G63PD	18-Rp $\frac{1}{2}$		59	27	150	15
G63QD	18-Rp $\frac{3}{4}$	Inox	62	29	205	15
G63QE	22-Rp $\frac{3}{4}$	Stainless steel	63	28	230	15
G63RE	22-Rp1	Edelstahl	67	30	280	15
G63RF	28-Rp1		71	33	400	15
G63SG	35-Rp1 $\frac{1}{4}$		77	34	462	15
G63TH	42-Rp1 $\frac{1}{2}$		82	33	484	15
G63VJ	54-Rp2		95	37	1035	15

Girella con dado in ottone o acciaio inox e raccordo maschio e guarnizione piatta in HNBR
Adaptor union with male thread, brass/stainless steel nut and HNBR flat seal
Übergangsverschraubung A.G. mit HNBR-Flachdichtung und Messing- oder Inoxmutter



Code	d - R	Dado Nut Überwurf.	L	H	g	MOQ
G64PC	15-R $\frac{1}{2}$		77	56	150	15
G64QC	15-R $\frac{3}{4}$		80	59	180	15
G64PD	18-R $\frac{1}{2}$		63	42	135	15
G64QD	18-R $\frac{3}{4}$		66	45	160	15
G64PE	22-R $\frac{1}{2}$	Ottone	67	44	240	15
G64QE	22-R $\frac{3}{4}$	Brass	69	46	220	15
G64RE	22-R1	Messing	73	50	280	15
G64RF	28-R1		78	54	400	15
G64SG	35-R1 $\frac{1}{4}$		85	59	540	15
G64TH	42-R1 $\frac{1}{2}$		90	58	630	15
G64VJ	54-R2		104	67	1.060	15
G65PC	15-R $\frac{1}{2}$		77	56	165	15
G65QC	15-R $\frac{3}{4}$		80	59	190	15
G65PD	18-R $\frac{1}{2}$		63	42	150	15
G65QD	18-R $\frac{3}{4}$		66	45	175	15
G65PE	22-R $\frac{1}{2}$	Inox	67	44	250	15
G65QE	22-R $\frac{3}{4}$	Stainless steel	69	46	230	15
G65RE	22-R1	Edelstahl	73	50	290	15
G65RF	28-R1		78	54	390	15
G65SG	35-R1 $\frac{1}{4}$		85	59	540	15
G65TH	42-R1 $\frac{1}{2}$		90	58	610	15
G65VJ	54-R2		104	67	1.010	15