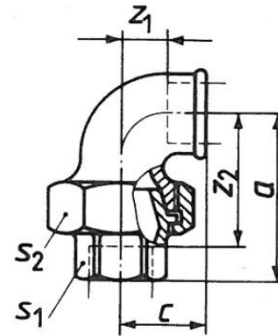


# Bemaßung Tempergussfittings

Stand 04.03.15

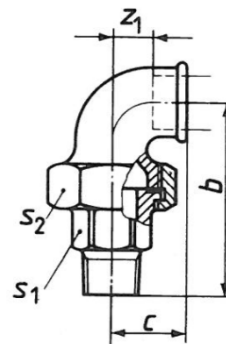
## 96-ISO/EN UA11

		a	c z1 z2		
DN 8	1/4"	48	21	11	38
DN 10	3/8"	52	25	15	42
DN 15	1/2"	58	28	15	45
DN 20	3/4"	62	33	18	47
DN 25	1"	72	38	21	55
DN 32	1 1/4"	82	45	26	63
DN 40	1 1/2"	90	50	31	71
DN 50	2"	100	58	34	76



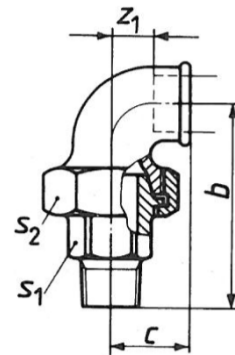
## 97-ISO/EN UA2

		b	c	z1
DN 10	3/8"	65	25	15
DN 15	1/2"	76	28	15
DN 20	3/4"	82	33	18
DN 25	1"	94	38	21
DN 32	1 1/4"	107	45	26
DN 40	1 1/2"	115	50	31
DN 50	2"	128	58	34



## 98-ISO/EN UA12

		b	c	z1
DN 8	1/4"	61	21	11
DN 10	3/8"	65	25	15
DN 15	1/2"	76	28	15
DN 20	3/4"	82	33	18
DN 25	1"	94	38	21
DN 32	1 1/4"	107	45	26
DN 40	1 1/2"	115	50	31
DN 50	2"	128	58	34



## 120-ISO/EN A1 45°

		a	z
DN 10	3/8"	20	10
DN 15	1/2"	22	9
DN 20	3/4"	25	10
DN 25	1"	28	11
DN 32	1 1/4"	33	14
DN 40	1 1/2"	38	17
DN 50	2"	43	19

